



Modelos de **Contêineres**


PADRÕES INTERNACIONAIS

A1 Logistics

www.a-onelog.com

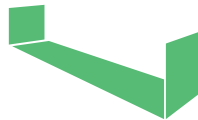
Modelos de contêineres

DRY BOX




FEET	20	40
L	5.919	12.020
W	2.340	2.340
H	2.380	2.380
T	2.330	3.800
C	21.700	26.700

FLAT RACK




FEET	20	40
L	5.900	12.020
W	2.348	2.410
H	2.310	1.955
T	3.000	5.181
C	29.500	40.050

DRY HC




FEET	40
L	12.020
W	2.340
H	2.591
T	4.000
C	26.460

REEFER




FEET	20	40
L	5.919	12.020
W	2.340	2.340
H	2.380	2.380
T	2.330	3.800
C	21.700	26.700

REEFER HC



FEET	40
L	11.610
W	2.310
H	2.576
T	4.900
C	34.800

OPEN TOP



FEET	20	40
L	5.900	12.020
W	2.348	2.410
H	2.310	1.955
T	3.000	5.181
C	29.500	40.050

L: Length

W: Width

H: Height

T: Tare

C: Cargo